

Communication skills: presentation notes

These notes accompany the **Communication skills** presentation

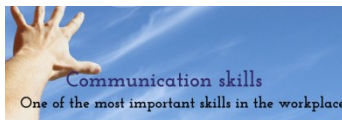
http://prezi.com/2l_ndsaajtzbz/communication-skills/

Prezi tips

After opening the Prezi website, look to the bottom of the presentation screen and select the full screen icon.

To increase or reduce the text in a section, use the scroll wheel on your mouse or the plus/minus keys on the right of the presentation screen.

Slide 1



Welcome.

One of the most important skills for our students and indeed ourselves is communication


Slide 2



We communicate in many ways (flick through the next slides).

We communicate face to face using body language to convey how we are feeling.

Slide 3




We have to develop good listening skills.




We communicate by writing.

Slide 5



We read what has been written.

Slide 6



To communicate isn't something that happens in isolation. We need someone else to respond to what we have said or written.

Slide 7



(Ask these questions and allow time for short discussion?)

- Is communication simple?
- Have you ever been misunderstood?
- How has technology impacted on our communication styles? Both positively and negatively.
- What is the communication like in your school?
- What messages do you convey to your school community?

© 2013 Education Services Australia Ltd, unless otherwise indicated. This material may be copied, distributed and adapted for non-commercial educational purposes, provided all copyright notices and acknowledgements are retained.



Final